

# Wisconsin Registered Nurses' Income - 2022

The Wisconsin 2022 RN Workforce Survey is completed by all RNs at the time of their license renewal. 88% of RNs are employed, with 84% working as a nurse and 8% retired. A total of 87,100 valid responses were included in the results below estimating 2021 pre-tax annual earnings. Response category options were in \$10,000 increments from < \$25,000 to > \$155,000.

## Opportunity for RNs


**\$67,125**  
(Median Household Income for WI)  
2021 U.S. Census



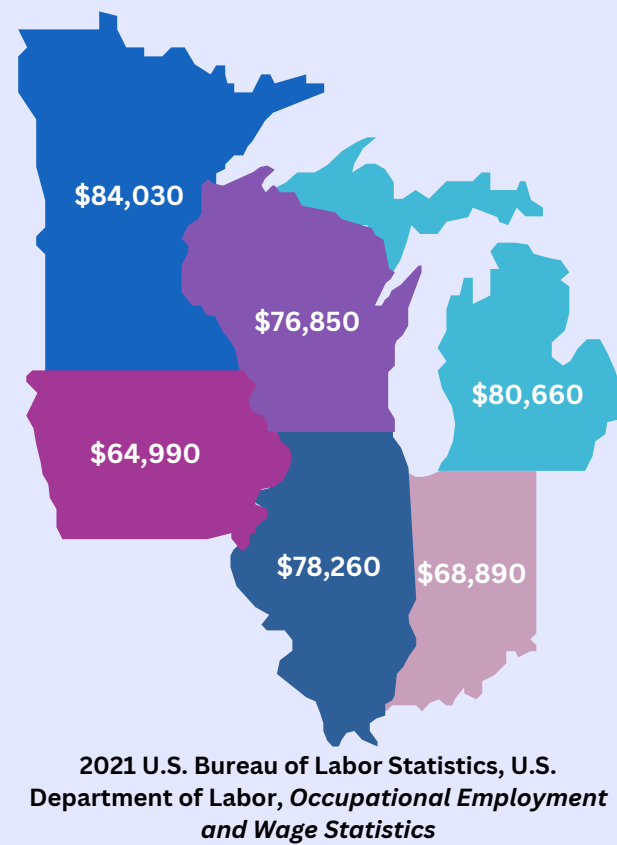
**\$80,000**  
(Median Income for all RNs in WI)  
2022 RN Workforce Survey

In Wisconsin, **46%** of RNs reported 2021 pre-tax annual earnings in the **\$55,0001 - \$85,000** category for their primary place of work.

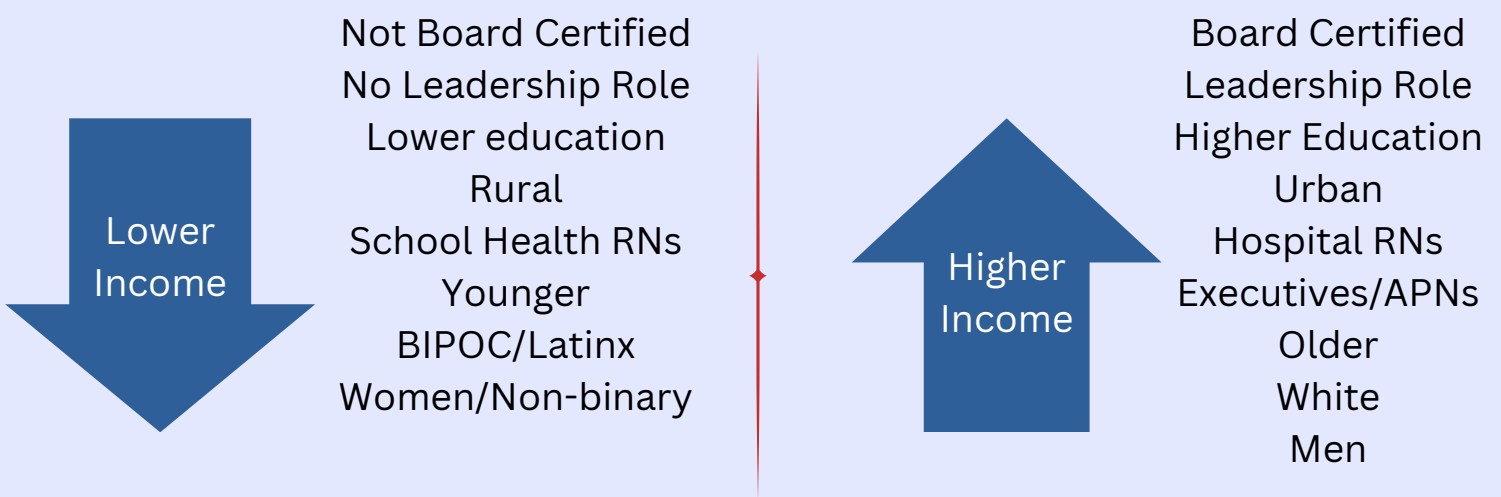
### Wisconsin Median RN Income Compared to U.S. Median RN Income



### Mean RN Income in the Midwest region




## Factors Associated with Income



## Education and RN Income

Median Income by **Highest degree earned**



**74%** of RNs have no plans for further education

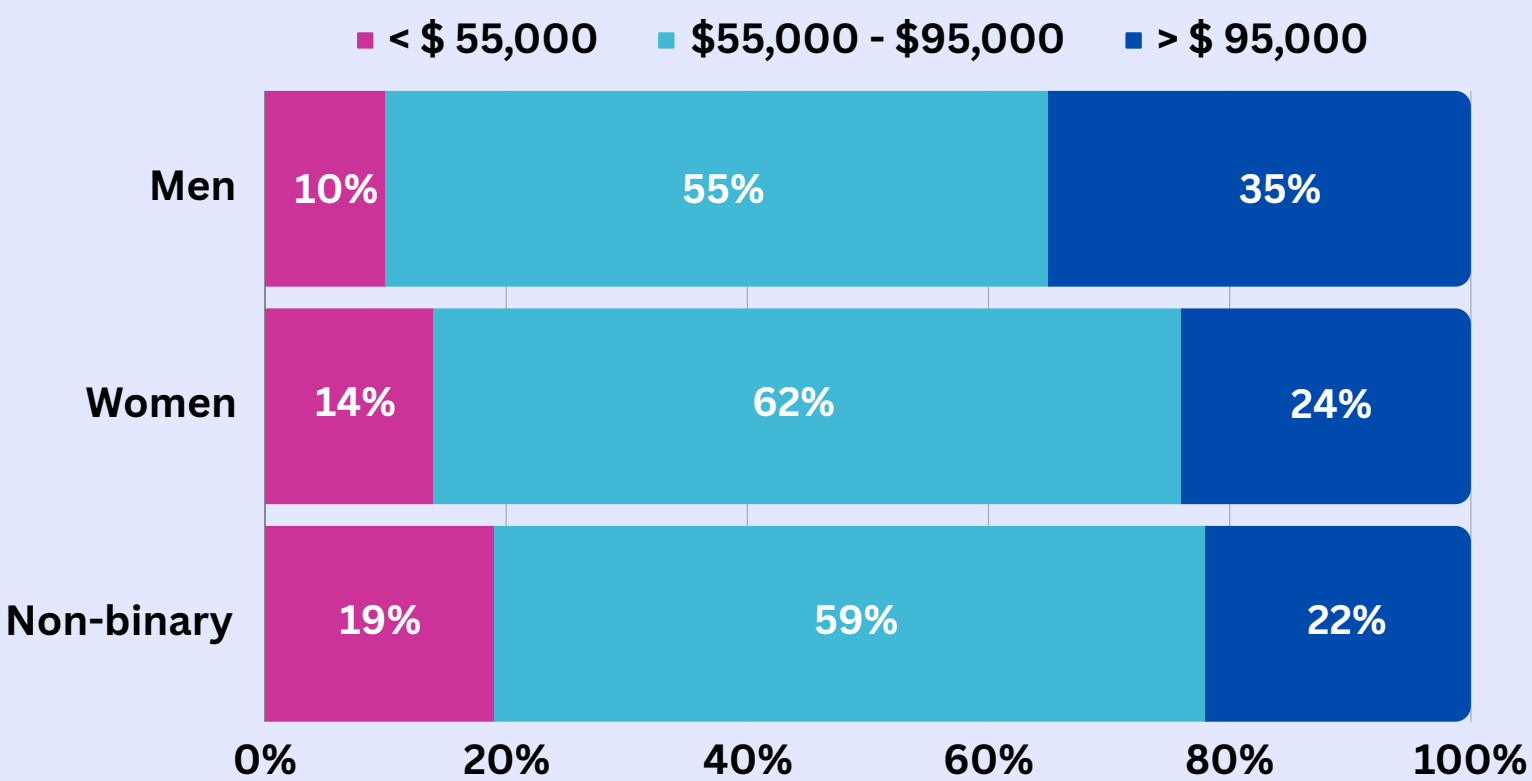
# Median Annual RN Income by Primary Role

Nurse Executive	\$130,000
Advanced Practice Nurse	\$110,000
Nurse Manager	\$90,000
Nurse Faculty	\$80,000
Staff Nurse, Case Manager	\$70,000
Other not healthcare related	\$70,000



## Gender and RN Income

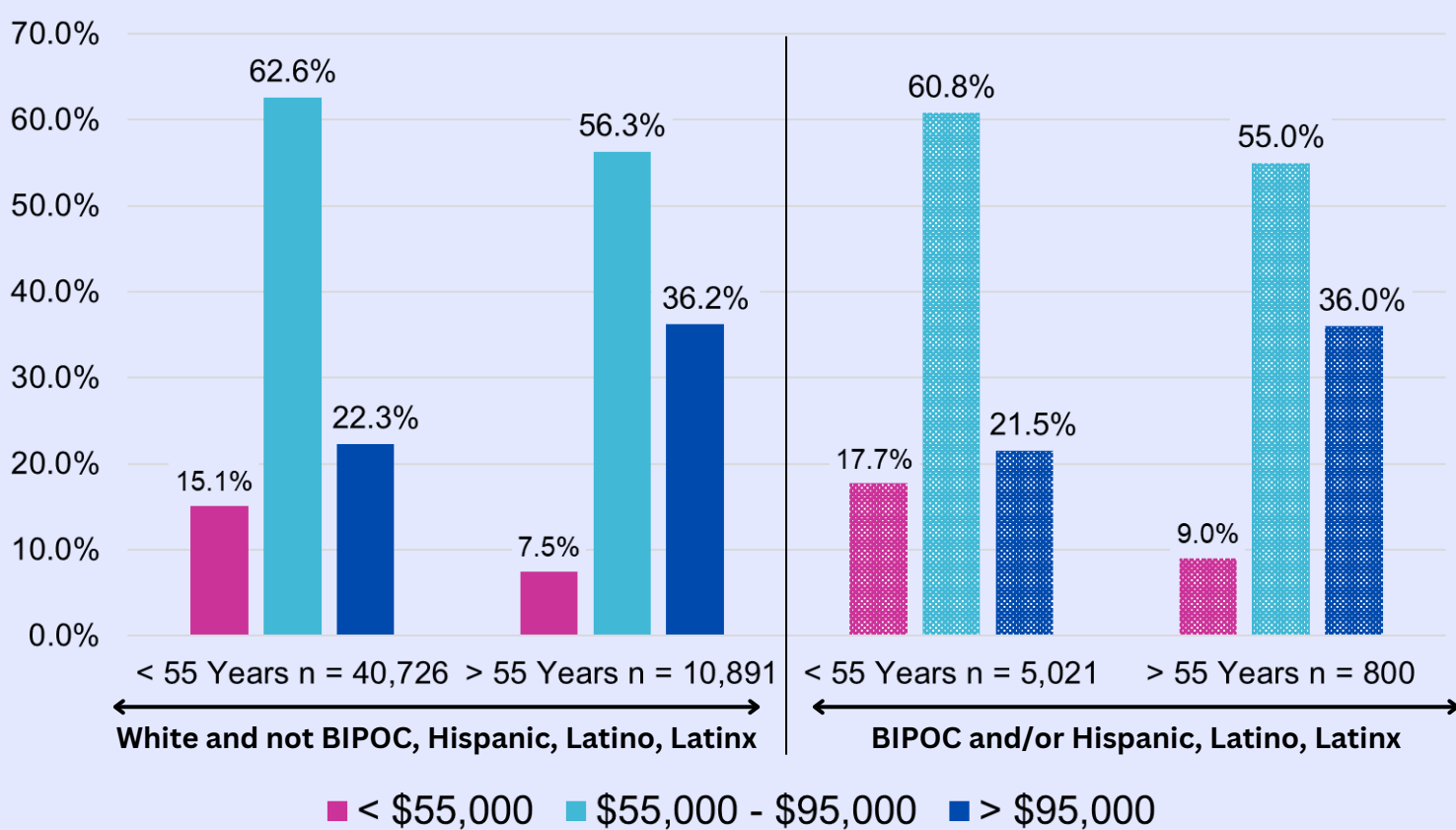
### Income by Gender in Wisconsin



A **gender difference** exists in reported median RN income in Wisconsin with Men = **\$80,000** compared to Women and Non-binary = **\$70,000**.

## RN Income from Primary Position by Age and Racial/Ethnic Diversity

### Primary Income by Race/Ethnicity and Age



#### Key Points about Primary Income by Race/Ethnicity and Age

- Income increases with age
- Lower % of BIPOC/Latinx RNs report income in higher categories